

Specifications

Model		RL-6500XT	RL-6200WT	RL-6000UT
Display Technology		Liquid Crystal Display		
LCD panel		3x0.63”(4:3)	3x0.64”(16:10)	
Brightness		6000 lm	6000 lm	6000 lm
Resolution		XGA (1024x768) Supports highest to WUXGA	WXGA (1280x800) Supports highest to WUXGA	WUXGA (1920x1200)
Number of pixels		786,432 (1024 x 768) x3, total of 2,359,296 pixels	1,024,000 (1208 x 800) x3, total of 3,072,000 pixels	2,304,000 (1920 x 1200) x3, total of 6,912,000 pixels
Contrast		3500000:1		
Center to corner uniformity		≥ 90%		
Lens		F2.0~2.16 · f=9.77~11.32mm · Manual zoom (1.2x) · Manual focus		
Screen size		60”~300”		
Throw distance		0.88m~5.30m	0.86m~5.16m	
Throw Ratio		0.73~0.86	0.68~0.80	
Light source (service life)		Laser diode (Normal mode: 20000h, Eco mode: 25000h)		
Lens Shift		Upward: 35% (Manual) · down: 5% (Manual) · Horizontal: ±10% (Manual)		
Keystone Correction		Vertical: ±40° (Auto, Manual) · Horizontal: ±15° (Manual)		
Input Terminals	PC	DVI-D x1 · VGA (D-sub 15pin) x1		
	Audio	Audio in: mini jack x1 (3.5mm)		
	Video	HDMI x1 · Video x1 (RCA)		
	Others	USB x2 · HDBaseT (Optional)		
Output terminal		VGA (D-sub 15pin) x1 · Audio out (Mini-jack) x1 (3.5mm)		
Control terminal		RS232 (D-sub 9pin) x1 · RJ-45 x1 (Control)		
PC input signal		PC-VGA,SVGA,XGA,SXGA,WXGA,UXGA,WUXGA / Mac		
Video input signal		PAL,SECAM,NTSC (480i,480p,565p,576i,576p,720p,1080i,1080p)		
Scanning Frequency		Horizontal: 15~90kHz · Vertical: 50~85Hz		
Noise		Normal mode: 37dB · Eco mode: 29dB		
Projection method		Ceiling/floor · front/rear (Auto Image Rotation)		
Speaker		10Wx1		
Weight		11 kg		
Dimension (WxHxD)		545x345x135mm (not incl. protruded part)		
Power supply		100~240V AC (50/60Hz)		
Power Consumption		430W max (≤ 0.5W when Standby mode set to Eco)		
Operating environment		Operating temperature: 0°C~40°C · operating humidity: 20%~80% (non-condensation)		
Standard accessory		Wireless remote control, power cord		
Function		◆ Built-in LAN for remote monitoring ◆ DICOM simulation mode ◆ Overheat automatic shutdown function ◆ Quick start and Quick off ◆ One-button black screen function ◆ Quiet 29dB (Eco mode) ◆ Compatible with PJ-Link · AMX · Crestron ◆ Password locking and anti-theft lock latch ◆ Blackboard modes for colored screen surfaces ◆ USB Memory Viewer		

* These specifications and the product design are subject to change without notice.

Terminal interface



Projection Distance

RL-6500XT (4:3 aspect ratio)

Screen size (inch)	min. (wide) (meters)	max.(tele) (meters)
60”	0.88	1.04
100”	1.49	1.75
120”	1.80	2.11
150”	2.26	2.65
200”	3.03	3.55
300”	4.45	5.30

RL-6200WT (16:10 aspect ratio)

Screen size (inch)	min. (wide) (meters)	max.(tele) (meters)
60”	0.86	1.02
100”	1.47	1.73
120”	1.77	2.08
150”	2.22	2.61
200”	2.98	3.09
300”	4.32	5.16

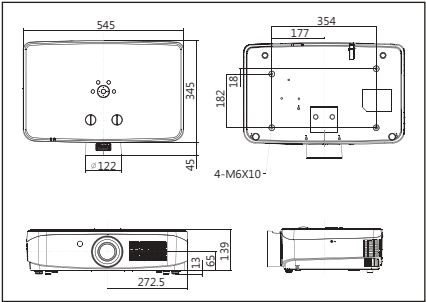
RL-6000UT (16:10 aspect ratio)

Screen size (inch)	min. (wide) (meters)	max.(tele) (meters)
60”	0.86	1.02
100”	1.47	1.73
120”	1.77	2.08
150”	2.22	2.61
200”	2.98	3.09
300”	4.32	5.16

* Approximate throw distances shown above were calculated on lens design specifications.
* Please note that up to 5% deviation may result due to lens variation.

Dimension

Unit: mm



ROLY

TAIWAN ROLY TECHNOLOGY CO., LTD
3F-13, No.14, Lane 609, Section 5, Chongxin Rd.,
Sanchong Dist., New Taipei City, Taiwan, R.O.C.

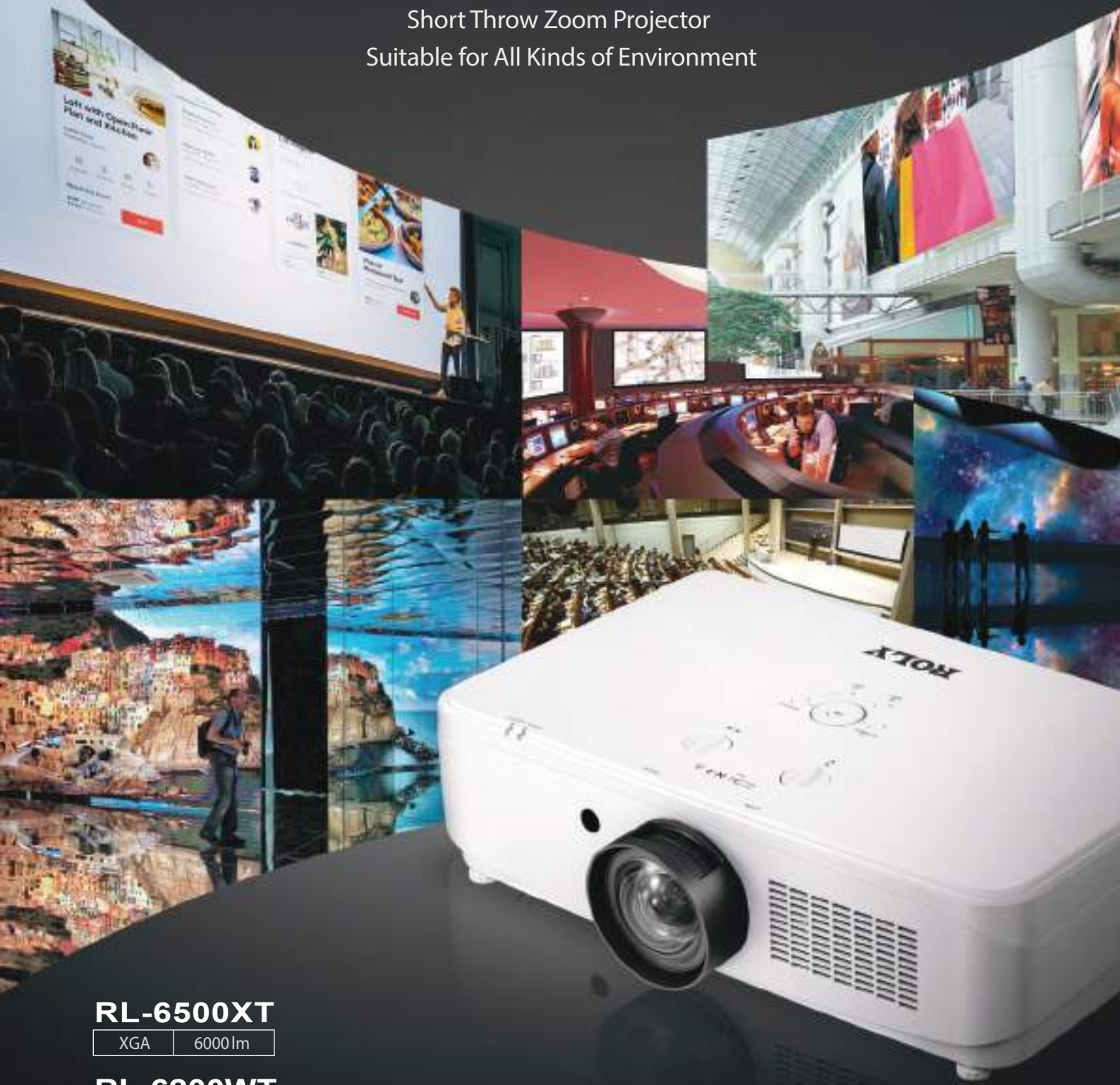
www.rolly-taiwan.com

ROLY
BEYOND ENVISION

LASER

Exclusive 3LCD Fully Enclosed Projectors

Short Throw Zoom Projector
Suitable for All Kinds of Environment



RL-6500XT


XGA 6000lm

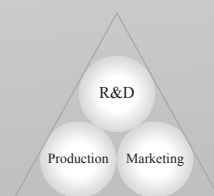
RL-6200WT

WXGA 6000lm

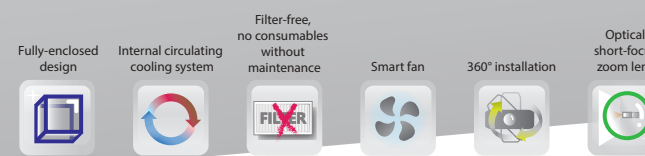
RL-6000UT

WUXGA 6000lm






- ◆ Technology patent of projector's three-chip laminating device
- ◆ Technology patent of enclosed cooling system
- ◆ Technology patent of ingenious laser optical path system
- ◆ Technology patent of light source & optical path system
- ◆ Technology patent of fluorescence exciting optical path system



Original Fully-Enclosed Laser Projector



High brightness, precise color, long-term uninterrupted use, easy to adapt to various complex installation environments, suitable for museums, professional exhibitions

Excellent image quality and low attenuation, combined with sensory experience such as sound and light images, suitable for event stage, interactive entertainment, theme park

High chroma, high brightness, reliable performance, effective dust isolation, filter free, suitable for bright environment monitoring systems, educational and commercial applications

LASER

RL-6500XT
6000 lm XGA

RL-6200WT
6000 lm WXGA

RL-6000UT
6000 lm WUXGA



Short Throw Zoom 0.68~0.86 Projector Len

Suitable for All Kinds of Environment

- ◆ ROLY original optical len
- ◆ Made in Japan
- ◆ High Optical Efficiency, with low lumen depreciation
- ◆ Supports WUXGA
- ◆ Throw ratio 0.68-0.86 · 1.2X zoom ratio



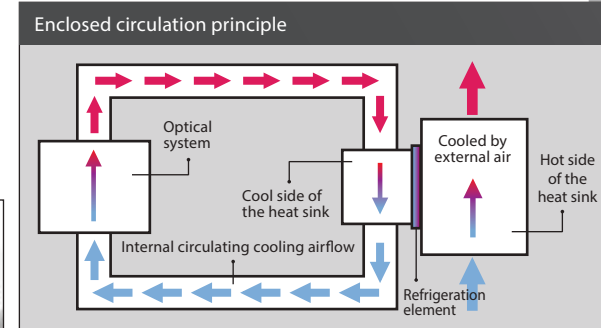
Original fully enclosed structure design

■ Fully enclosed structural design

Dust is a fatal killer to a projector. Over 90% of projector failure, performance deterioration, and picture brightness attenuation are attributed to the cause of dust. ROLY laser projector has the IP6X level of enclosed light machine. The structure from the light source, light machine to the circulating cooling air channel are using fully-enclosed design, effectively isolating ingress of dust, ensuring the projector's picture quality and stability, increasing the service life and creating a real fully enclosed laser projector.

■ Internal circulating cooling system (ICCS)


ROLY owned patented ICCS technology uses the enclosed cooling principle – the external cooling system and the internal loop cooling system, which keeps the internal optical system having a good constant temperature environment. The enclosed structure isolates the attack from dust and ensures stable performance of projector.



Rich color permance, Low brightness attenuation

■ No Light-Source Replacement for 20,000 hours

It uses stable and reliable laser light source, having an ultra-long service life of 20,000 hours. It can save more than 30% of energy compared, and also solve problem of lumen depreciation. After the real test of 12,000 hours, the brightness has no obvious attenuation. It presents high quality and also significantly reduces the maintenance cost.



■ Ingenious electronic color temperature adjusting (ECTA) laser light source technology

The ECTA technology lets the projector have high-performance and simple optical elements to achieve an ultra-high luminous efficiency conversion rate. Compared to projectors with the same power consumption, it has higher brightness. It can execute color temperature adjustment to the projector via different mode selections on the projector, which increases the fineness level of the picture, showing a detailed and clear picture.

Dust prevention experiment

■ General open-type projectors
Experiment conditions-Dust type: Talcum powder, dust size: 8um
Dust concentration: 20~30mg/m³
Experiment duration: 5H;
Normal environmental conversion approx. 5000



Brightness attenuation of 23%, having serious color cast.

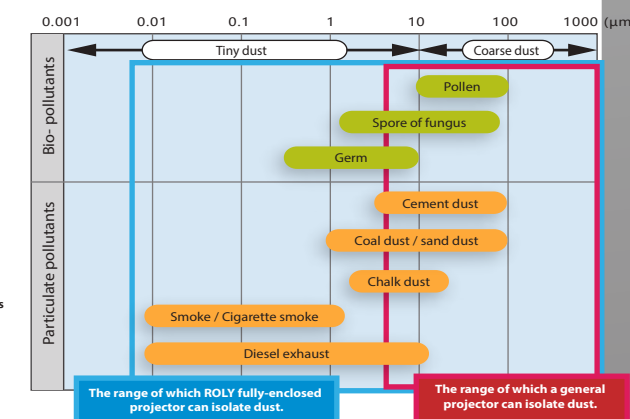
■ ROLY fully-enclosed projector experiment conditions
Experiment conditions-Dust type: Talcum powder + smoke, dust size: 50% 8um+ 50% 0.1um,
Dust concentration: 20~30mg/m³
Experiment duration: 5H;
Normal environmental conversion approx. 5000



No brightness attenuation, no color cast

■ Low picture brightness attenuation

Dust will easily cause the projector to fail by short-circuiting and its long-time accumulation will attach to the light machine, that forms colorful images, and cause picture brightness rapidly to attenuate. ROLY projectors can completely isolate dust and solve the serious problem of light attenuation. Its picture is still bright and colorful even after use for a long period of time.



Equipped with easy-to-use features

■ Free and Flexible Installation without restrictions

Free 360° projector cabinet installation for flexible projection from almost any angle. It makes installation easier.

■ Lens Shift Function

High-setting vertical and horizontal lenses' optical shift function, which will not affect its picture quality. The projector can be installed or placed more easily and flexibly.

■ Corner Keystone Correction

This function is design for four screen corners and Horizontal / Vertical Corner Keystone Correction in order to adjustments for a distortion image.

■ Smart Temperature Control System

The built-in smart temperature control system can monitor the projector internal temperature in real time. It also smartly controls the fan speed to automatically adjust the projector's working temperature, maintaining the projector in a good and constant temperature environment, which increases the projector's stability and prolongs its service life.

■ Other features

- ◆ Ultra-powerful color filtration function
- ◆ DICOM simulation mode
- ◆ Auto Image Rotation
- ◆ Built-in LAN for remote monitoring
- ◆ USB Memory Viewer

■ Filter-free design

Since the entire projector uses a fully-enclosed structure design, it can block dust from entering without the need of using a filter, thus prolonging the internal optical element's service life. With the ingenious fully-enclosed internal circulating cooling system (ICCS), it can achieve high cooling performance ensuring that the projector is stable, significantly reducing maintenance cost, low consumables, environment-friendly and cost saving.

